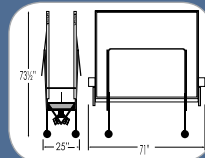


TABLE FACTS

Dimensions: Measure your intended playing area before ordering a table. In the play position, the table measures 9' long by 5' wide. The net brackets will add approximately 1' to the width of the table. An additional 5' on each side of the table will allow a comfortable distance for play. Storage height will vary, be sure to check the product descriptions for more information.



It is also a good idea to measure all doorways, hallways and stairwells that the table may encounter prior to reaching its final destination.

Top – Simply put, the thicker the top, the better the bounce. Our indoor Wood Tops are made of compressed particle board while our outdoor tops are comprised of a synthetic laminate made of melamine. A Wood Top that is at least 1/2" thick is suitable for home or recreational play. Many institutional tables are 5/8" to 3/4" thick. Almost all professional quality tables are a minimum of 7/8" to 1" thick.

Rail – A heavy gauge steel rail will reinforce the structure of the table and provide additional support. It also serves a cosmetic purpose, adding to the beauty of your table.

Legs – Heavy gauge steel legs provide a solid foundation for your table. Round legs are sufficient, but square legs are more structurally sound.

Wheels – All of our tables have wheels. Most Institutional and Professional level tables offer a rubber ball bearing wheel system, providing for the smoothest rolling possible.

Net – All of our tables come with a net set. Our Home and Outdoor use tables offer a basic net. The Institutional and Professional level models are equipped with a higher quality cloth net which clamps directly to the table and features heavy duty brackets with padded clamps that help protect the surface of the table. These nets also offer a dual precision height adjuster.















Playback Position – Most models allow you to fold up one half of the table and use it as a backboard. This will quicken reflexes and sharpen hand-eye coordination. A great feature for the kids.

Adjustable Feet – Many of our Institutional and

Professional level tables have adjustable feet. This will ensure that the table is level, even when the floor is not.

Accessory Holder – Some models feature a convenient accessory holder that is integrated into the frame of the table. It will accommodate multiple rackets and balls. This system also allows the net to remain attached to the table during play as well as in the storage position.

Approval – Our tables have been used at some of the most prestigious tournaments in the world, including the: 1997 World Championships, 1999 European Championships, 1997-2002 ITTF Pro Tour Grand Finals, 2001-2011 U.S. Open Championships and U.S. National Championships. In addition, Butterfly is the official table supplier and sponsor for the 2012, 2014, and 2016 World Championships.

TABLE SPECIFICATIONS		TOP THICKNESS	RAIL/RIM	LEGS	WHEELS	WEIGHT	PLAYBACK POSITION	ADJUSTABLE FEET	ACCESSORY HOLDER	HASSEL FREE NET
HOME	 Home Rollaway	3/4" Wood	N/A	1" Round Steel	5" Double Wheel	180 lbs.	✓	X	✓	✓
	 Personal Rollaway	3/4" Wood	1 1/2" Steel	1" Round Steel	5" Double Wheel	165 lbs.	✓	X	✓	✓
	 Sport Rollaway	3/4" Wood	N/A	1" Round Steel	5" Double Wheel	139 lbs.	✓	X	✓	✓
INSTITUTIONAL	 Club 25 Rollaway	1" Wood	1 1/2" Steel	2 3/8" Square Steel	4" Rubber Wheel	250 lbs.	X	✓	X	✓
	 Match 22 Rollaway	7/8" Wood	1 1/2" Steel	1 3/16" Square Steel	4" Rubber Wheel	210 lbs.	✓	✓	X	X
	 Nippon Rollaway	7/8" Wood	2" x 3/4" Steel	2" Square Wood	5" Rubber Wheel	280 lbs.	✓	X	X	✓
	 Playback Rollaway	3/4" Wood	1 1/2" Steel	1" Square Steel	5" Double Wheel	190 lbs.	✓	X	✓	✓
	 Premium Rollaway	3/4" Wood	1 1/2" x 3/8" x 1 1/2" Steel	1 1/8" Square Steel	4" Rubber Wheel	230 lbs.	✓	✓	X	✓
PROFESSIONAL	 Centrefold 25	1" Wood	2" x 3/4" Steel	2" Square Steel	5" Rubber Wheel	280 lbs.	X	✓	X	✓
	 Europa 25	1" Wood	2" x 3/4" Steel	2" Square Steel	5" Rubber Wheel	260 lbs.	X	X	X	X
	 Octet 25 Rollaway	1" Wood	2" x 3/4" Steel	2" Square Steel	4" Rubber Wheel	260 lbs.	✓	✓	X	✓
OUTDOOR	 Outdoor Home Rollaway	3/16" SLT	1 1/2" Steel	1" Round Steel	5" Double Wheel	140 lbs.	✓	X	✓	✓
	 Outdoor Playback Rollaway	3/16" SLT	1 1/2" Steel	1" Square Steel	5" Double Wheel	160 lbs.	✓	X	✓	✓
	 Sport Outdoor Rollaway	5/32" SLT	1 1/2" Steel	1" Round Steel	5" Double Wheel	104 lbs.	✓	X	✓	✓

*Synthetic Laminate Top